




740

760

800

840



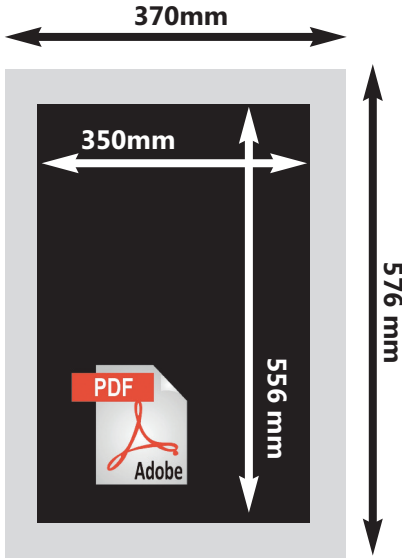
BROADSHEET NEWSPAPER

760 WEB COLDSET PRINT SPECIFICATION



| | |
|---------------------------|-----------------|
| Output resolution | 1200 dpi |
| Image resolution | 150 ppi |
| Total ink coverage | 240% |
| Maximum black | 95% |
| Dot gain | 26% |

www.mortonsprint.com



Single page PDF

370mm x 576mm
Document size



The grey area is the non-print area and is a 10mm margin that should consist only of white space.



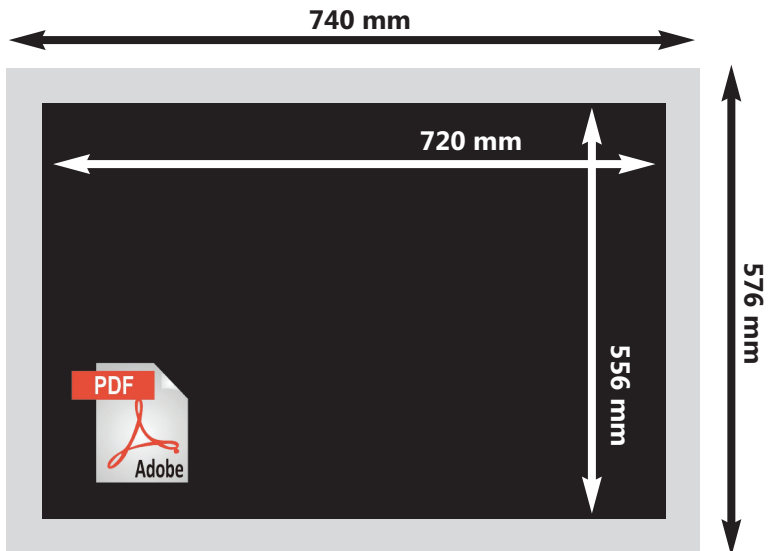
The black area is the critical image area. Text or images including folios should not exist outside this area.

Centre spread PDF

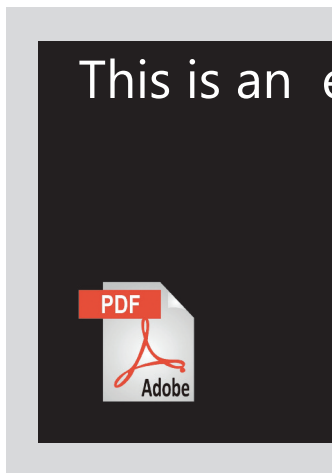
740mm x 576mm
Document size

The centre spread can have text and images that run across the gutter. The grey and black areas are exactly as explained above.

Please consult your client sales manager if you wish to have a double page spread over the centre pages. The press configuration will need to change which will effect any quote estimation you may have already recieved.

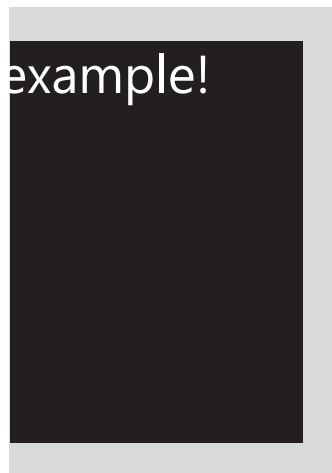


Spread PDFs

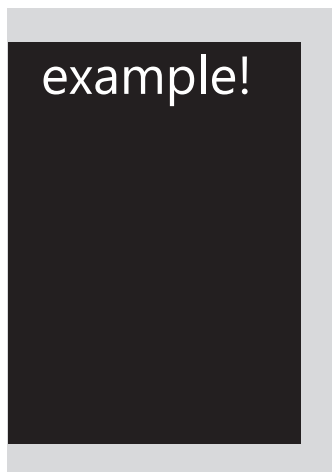


INCORRECT

If you have a spread over two pages other than a centre spread the pages must still be sent as single PDFs. In this instance images can go over the gutter. Please make sure that headline text is spaced either side of the exact centre to avoid any letters being split as this will not join up exactly when printed.




CORRECT



Please Note!

The PDF size should not be confused with the finished newspaper size found on your quote form.



Type & rule guidance

Coloured type

Below are the ideal minimum point sizes for when producing type out of more than one of the four process colours:

| | Sans Serif | Serif | Fine Serif |
|-------------------------|------------|-------|------------|
| 2,3 and 4 coloured type | 12pt | 12pt | 14pt |

Reversed & coloured type on coloured backgrounds

Below are the ideal minimum point sizes for when producing type out of more than one of the four process colours:

| | Point size |
|-------------------------------|------------|
| 1 coloured background | 10pt |
| 2,3 and 4 coloured background | 12pt |

Examples

Arial
10pt text

1 coloured background
M 100%

Arial
12pt text

2 coloured background
M 100% Y 100%

Arial
12pt text

4 coloured background
C 100% M 30% Y 100% K 15%

Design guidance

10pt text

Type should not be reversed on a yellow background

10pt text

Type should not be reversed on light coloured backgrounds
C 10% Y 10%

Rules

Below are the ideal minimum point sizes for when producing rules out of more than one colour.

| | Rules |
|-------------|-------|
| 1 col | .5pt |
| 2 col | 3pt |
| 3 and 4 col | 4pt |

Registration issues

It's very difficult to get four separately printed colours to line up exactly on a newspaper press. The smaller the text or rule the harder it is to print clearly without any ghosting appearing so please take in to account the information given on this page. See the example below of how things can sometimes appear when the information on this page is not taken in to account.

Example